




The KEEP BOOKS your child is bringing home are about many things that kids like to do. Let your child read these books over and over. In some books, repeating language will make the book a little bit easier. All of these books have easy words. Your child will learn how to read books with one or two lines of print, how to use the pictures to increase comprehension, and how to check their reading by noticing the letters. He/she will also learn some easy words that they can read in other books.




Some of these books are like information books. It is always important to talk with your child about the meaning of the story! And, remember, reading must be fun.

Reading KEEP BOOKS With Your Child

- ☞ Invite your child to talk about the pictures. Point out the picture and the word that goes with it.
- ☞ Read the book once to your child. Point crisply under the words as you read. You can point without making the reading choppy. Be sure that both you and your child can clearly see the words.
- ☞ After reading, talk about the meaning of the story.
- ☞ Then, let your child read the story (with help as needed). If your child has trouble with a word, it is best to tell him/her the word. Keep talking about the pictures and the story!
- ☞ Encourage your child to read the book several more times.



More Learning



- ☞ Let your child color the pictures using colored pencils so the coloring won't show through.
- ☞ If the story reminds you of anything about your family, point it out. If you do this, you will soon find your child doing the same. It is great to share as you read.
- ☞ When your child is very familiar with the book, you can say: **“Quickly find the word *my*.”** Repeat this with a lot of easy words like *the, and, is, to, in, I*.
- ☞ If you have magnetic letters, have your child make some of the words in a book. Having magnetic letters in both upper and lower cases is suggested to ensure your child begins using them appropriately.

Blank KEEP BOOKS (My Own KEEP BOOKS®)

Let your child write a follow-up book to a favorite story. Your child can use the same person or put himself or herself into the story! Help your child use language like the language in the KEEP BOOKS. It is not important for your child to spell every single word correctly. It is more important for your child to think about the sounds in words. If your child wants to write a word, you can say: **“Say the word slowly. What can you hear?”** He/she can write some of the letters in a word. You can write the rest to spell it correctly. After your child has learned to say the word slowly and think about the sounds, encourage him/her to spell the word. For example, if your child writes *lik*, instead of *like*, say: **“That’s great! You heard three sounds. Now you need an e to make it look right.”**

For more information about KEEP BOOKS, visit us at www.keepbooks.org.